

DC-D4237RX

H.265 2MP IR Dome Camera



- Easy installation with DirectIP NVR
- micro SD/SDHC/SDXC
- PoE (IEEE 802.3af Class 3)
- IR LED (30m / 98.4 ft (6ea))
- Full HD (1080p) resolution
- Two-way audio
- Day and night (ICR)
- Supports ONVIF
- Motorized Vari-focal lens (f=2.8 - 12mm)
- Audio in (Built In MIC) / out
- True wide dynamic range (WDR)

SPECIFICATIONS

Video	
Image Sensor	1/2.8" CMOS
Max. Resolution	1920 x 1080
Scanning Mode	Progressive Scan
Lens Type	Motorized Vari-focal
Focal Length	2.8 ~ 12mm
Aperture	F1.4 ~ F2.8
Iris Control	DC Iris
Angular Field of View	Wide : 98°(H), 51°(V), 116°(D) Tele : 33°(H), 19°(V), 38°(D)
Min. Illumination	COLOR: 0.1 lux @ F1.4 B/W : 0 lux (IR LED ON)
Dynamic Range	120dB (True WDR)
Electronic Shutter Speed	Auto / Manual (1/30 ~ 1/10,000), Anti-Flicker, Slow Shutter (1/7.5, 1/15)
Day and Night	Yes (ICR)
IR Distance (LEDs)	30m / 98.4 ft (6ea)
Image Setting	Exposure, White Balance, Self-Adjusting Video Mode (Sharpness, Contrast, Colors, Brightness Control)
Backlight Compensation	BLC
Mirroring / Pivot	Horizontal / Vertical / Pivot
De-fog	Yes
Privacy Masking	8 Zones
Intelligent Video	Video Motion Detection, Active Tampering Alarm, Trip Zone
Pan/Tilt/Rotate	
Pan Range	-175° ~ 175°
Tilt Range	0° ~ 67°
Rotate Range	-177° ~ 177°
Network	
Video Compression	H.265, H.264 (MP), M-JPEG
Intelligent Codec	Yes
Bitrate Control	H.265 - CBR/ VBR H.264 - CBR/ VBR
Audio Compression	ADPCM 16K, G.726, G.711 u-Law, G.711 a-Law
Two-way Audio	Yes
IP Camera Protocol	DirectIP 2.0, ONVIF Profile S/T
Max. Frame Rate	30fps : 1920 x 1080 (WDR)
Supported Resolution	1920x1080, 1280x720, 640x360, 352x240
Multi-video Streaming	Quadruple Streaming
Network Protocols	DirectIP 2.0 Protocol, IPv4, IPv6, RTP/RTSP/TCP/RTPT/RTSP/HTTP/TCP/RTPT/UDP/RTSP/TCP/HTTP/HTTPS/FTP/SNTP/SMTP/FEN mDNS, uPNP, SNMPv2
Security	Digest authentication, Password Protection, User access log, IP Filtering, IEEE802.1X/EAP-TLS, Chained Fingerprint, SSLEncryption, HTTPSEncryption
Ethernet	RJ45 (10/100BASE-T)
Recording Session Buffer (NLTsrec)	Yes (Up to 60MB)
Edge Storage	micro SD/SDHC/SDXC Smart Failover (Up to 512GB)
Alarm and Event	
Trigger Event	Motion Detection, Alarm in, Audio detection, Tampering, Trip Zone
Event Notification	Remote S/W, Email (with Image)
Audio Alarm	Yes
Audio In / Out	1 (Built In MIC) + 1 / 1
Alarm In / Out	1 / 1
Environmental	
Operating Temperature	-10°C ~ +50°C (+14°F ~ +122°F) *Starting up at above 0°C (32°F)
Operating Humidity	0% ~ 90%
Electrical	
Power Source	12VDC, PoE IEEE802.3af (Class 3)
Power Consumption	12V=: 0.64A, 7.7W PoE IEEE802.3af (Class 3), 7.6W
Approval	FCC CE KC
Mechanical	
Dimensions	Ø122 x 103.4mm (Ø4.8" x 4.07")
Weight	0.37kg (0.82lb)



PRODUCT IMAGE















DIMENSIONS



ACCESSORIES (OPTIONAL)

DA-MA4300	DA-WM2050	DA-CM2050	DA-LM2000
MOUNT ADAPTER	WALL MOUNT	CEILING MOUNT	Pole Mount
DA-RM2000	DA-FM1500	DA-WM4200	DA-FM1600
Corner Mount	Flush Mount	Wall mount	Indoor Dome Flush(In-ceiling) Mount

ACCESSORY CONFIGURATION BY INSTALLATION ENVIRONMENT

PRODUCT	INSTALLATION ENVIRONMENT	ACCESSORY CONFIGURATION		
DC-D4237RX	WALL		MOUNT ADAPTER	Model:DA-MA4300
		+		
			WALL MOUNT	Model:DA-WM2050
		or		
	CELLING		WALL MOUNT	Model:DA-WM4200
		+		
			CEILING MOUNT	Model: DA-CM2050
		+		
	POLE		MOUNT ADAPTER	Model: DA-MA4300
		+		
			WALL MOUNT	Model: DA-WM2050
		+		
			POLE MOUNT	Model: DA-LM2000
	CORNER		MOUNT ADAPTER	Model:DA-MA4300
		+		
			WALL MOUNT	Model:DA-WM2050
		+		
	ETC		CORNER MOUNT	Model:DA-RM2000
		+		
			FLUSH MOUNT	Model: DA-FM1500
		or		
			INDOOR DOME FLUSH MOUNT (ON CEILING)	Model: DA-FM1600